







**INDULGE - 602**

	3	<b>DIMENSIONS</b>	
	2	House Area	216.08 sqm
		Garage Area	36.42 sqm
		Outdoor Area	31.86 sqm
	2.5	Total Length	19.24 m
		Total Width	10.66 m
		Total Area (sqm)	284.36
		Total Area (sq)	30.61

**12m wide lot**



\*The artistic impression and indicative floor plans are produced for illustration purposes only and are subject to variance and change